

University of Georgia School of Law

2L and 3L Registration Guide

Spring 2024

Table of Contents

October – Nov. 7	<u>Assess what you have completed and what you have left to complete. Make sure you are aware of and on-track to complete all graduation requirements.</u>
October – Nov. 7	<u>Review the schedule of courses and compile a draft schedule.</u>
Nov. 8 – Nov. 10	<u>Complete Spring Point Allocation.</u>
Nov. 13 – Nov. 17	<u>View Point Allocation Results and Open Classes.</u>
Nov. 17 – Dec. 8	<u>Register for Spring Courses.</u>
Dec. 13 – Jan. 16	<u>Schedule Adjustment and Drop/Add.</u>
Nov. 17 – Jan 16	<u>Waitlists and Lotteries.</u>

October – Nov. 7: Assess what you have completed and what you have left to complete. Make sure you are aware of and on-track to complete all graduation requirements.

1. **Check your unofficial transcript in [Athena](#) and compare against graduation requirements, listed in full in the [Student Handbook, Part 1, General Requirements for the Juris Doctor Degree](#). You should also check your [Degree Audit in the My Georgia Law portal](#).**
 - a. 88 credit hours, 6 full-time semesters, and 2.0 GPA minimum required for JD
 - i. Credit hour requirement varies for dual degree programs – dual degree students should reference the credit hour requirements of their dual degree program.
 - b. Required Coursework (see student handbook linked above for more information):
 - i. First Year Courses
 - ii. The Law & Ethics of Lawyering
 - iii. Writing Requirements
 1. 2L Writing Requirement
 2. Capstone Writing Requirement
 - iv. Practical Skills Requirement (minimum 6 credit hours, your assigned 2L Drafting course **DOES NOT** count towards the 6 credit practical skills requirement)

October – Nov. 7: STEP 2: Review the schedule of courses and compile a draft schedule.

1. **The Spring 2024 class schedules and exam schedules are available on the [Class Schedules & Registration page](#).**
 - a. “Class Schedule” = weekly grid
 - b. “Course List” = list format (includes CRN numbers)
 - c. [Exam Conflicts and Exam Rescheduling](#)
 - d. [Course Descriptions](#) (includes pre-requisite information)
 - i. The course’s professor may sometimes waive prerequisites or co-requisites. Contact professors directly to request a waiver.
 - e. [Faculty Profiles](#)
2. **The JD Advising Hub is a helpful resource for all JD students.** Located on the My Georgia Law portal, the [JD Advising Hub](#) is a one stop shop for all registration links, forms, and information. There are also informative videos about point allocation and graduation requirements.
3. **Credit Hours**
 - a. Spring 2024: Min = 12, Max = 18
 - b. A 3L student may take 10 credit hours their last semester, but if you need to be full-time for purposes such as health insurance, financial aid, or VA benefits, you will need to register for a minimum of 12 hours.
4. [Faculty Insights for Choosing Courses Videos](#)
5. **The MPRE and the Bar Examination***
 - a. Many students report that completing Law & the Ethics of Lawyering *prior* to taking the MPRE exam is helpful. You can find upcoming MPRE dates on the [NCBE website](#).
 - b. [Subjects Test on the Georgia Bar Exam](#), see Part B, Section 6

6. [Supervised Research and Independent Projects](#). Students wanting to do a Supervised Research or Independent Project must complete the required forms and submit to the law school Registrar. Forms are available on the [JD Advising Hub](#).

7. [Clinics, Externships, & Experiential Learning Programs](#)

**All information provided regarding the MPRE and Bar Examination is subject to change. Check the website(s) of individual state bars often for the most up-to-date and accurate information.*

Nov. 8 – Nov. 10: Complete Spring Point Allocation.

The Point Allocation Period begins at 9:00 am Wednesday November 8, 2023 and ends at 4:00 pm Friday, November 10, 2023. The timing of your point allocation within the designated period is unimportant. No advantage to allocating first. However, you must make your point allocations before the 4:00 pm deadline on Friday, November 10.

1. **Class of 2024 receives 65 points to allocate. Class of 2025 receives 50 points to allocate.**
 - a. Points are not transferrable to other students nor can they be saved for another registration period.
 - b. You can bid points on up to 5 courses.
 - c. You cannot bid “0” points on a course.
 - d. You do not need to allocate points for your assigned 2L Writing Requirement.
 - e. You do not need to allocate points for any course for which you have been given permission to participate in through application and/or alternate selection process. (For example: clinics and externships)
2. **Best resources to consult when considering how to allocate your points:**
 - a. Historical Point Allocation Information
 - i. Point allocation from the previous Spring (Spring 2023), listed on [the Class Schedules & Registration](#) page under Spring 2024.
 - ii. [Point allocation back to 2009](#)
 - iii. The number of points any given course will require for permission to enroll vary from year-to-year. PREVIOUS POINT ALLOCATION INFORMATION A GUIDE – NOT A GUARANTEE!
 - b. Peer Mentors and advice of other upper-class students
 - c. Rule of thumb – bid the most points on small classes, high-demand classes, and classes that you are most interested in taking. It is easy to become wrapped up in the strategy of point allocation – consult the resources listed, use your good judgment, and let the chips fall as they may.
3. **Follow the instructions below carefully. Once you submit your point allocation in My Georgia Law it is final and cannot be changed!**

Please note that the all screenshots shown are only examples. They do not reflect correct information regarding course availability or true point allocation results.

4. **Login to the [My Georgia Law portal](#) between 9:00 am Wednesday, November 8 and 4:00 pm Friday, November 10 and allocate your points.**
 - a. Click the “Point Allocation” tab in the top menu.



b. Select the courses that you wish to allocate points for from the drop-down menu.

POINT ALLOCATION

Fall 2017 - Test Student - current 1L

Please review the [Registration Guidelines and Procedures](#) for instructions.

See also: [Point Allocation History for Fall Semester 2016](#)

JURI 4210 : 28129 - Corporations - Sachs	<input type="text"/>

JURI 4085 : 28106 - Advanced Legal Research - Cahill / Burnett	<input type="text"/>
JURI 4085 : 28107 - Advanced Legal Research - Watson / Joyner	<input type="text"/>
JURI 4087 : 36834 - Business Law Research - Striepe	<input type="text"/>
JURI 4088 : 41814 - Writing for Judicial Clerkship - Schewedler	<input type="text"/>
JURI 4090 : 39745 - Property (Upper) - Milot	<input type="text"/>
JURI 4180 : 39746 - Constitutional Law I (Upper) - Sawyer	<input type="text"/>
JURI 4190E : 41590 - Constitutional Law II - Levin	<input type="text"/>
JURI 4210 : 28129 - Corporations - Sachs	<input type="text"/>
JURI 4211 : 28130 - Business Negotiations - Morgan	<input type="text"/>
JURI 4215 : 28131 - Anatomy of an M&A Deal - Wilson	<input type="text"/>
JURI 4225 : 39724 - Business Reorganization in Bankruptcy - Levensgood	<input type="text"/>
JURI 4250 : 28229 - Evidence - Dennis	<input type="text"/>
JURI 4280 : 28232 - Trusts & Estates I - Hall	<input type="text"/>
JURI 4300 : 28565 - The Law and Ethics of Lawyering - Brown	<input type="text"/>
JURI 4300 : 39725 - The Law and Ethics of Lawyering - Hall	<input type="text"/>
JURI 4320 : 36904 - Administrative Law - Barnett	<input type="text"/>
JURI 4360 : 36907 - Bankruptcy - Baradaran	<input type="text"/>
JURI 4384 : 36908 - Accounting & Finance for Lawyers - Chapman / Kelly	<input type="text"/>
JURI 4430 : 36912 - Copyright Law - Shipley	<input type="text"/>

c. Assign points and click "Submit".

POINT ALLOCATION

Fall 2017 - Test Student - current 1L

Please review the [Registration Guidelines and Procedures](#) for instructions.

See also: [Point Allocation History for Fall Semester 2016](#)

JURI 4210 : 28129 - Corporations - Sachs	▼	12
JURI 4250 : 28229 - Evidence - Dennis	▼	14
JURI 4360 : 36907 - Bankruptcy - Baradaran	▼	6
JURI 5622 : 39851 - Public Health Law - Khan	▼	8
JURI 4430 : 36912 - Copyright Law - Shipley	▼	10

Points Remaining (click number to update):

Submit

- d. **Print the confirmation page or take a screen shot and save it.** Check and make sure that CRN numbers, JURI numbers, course names, and professor names are correct.

Home Point Allocation Writing Requirement Career Development ▼ Student Directory Academics ▼ Student Services ▼ Links ▼

POINT ALLOCATION

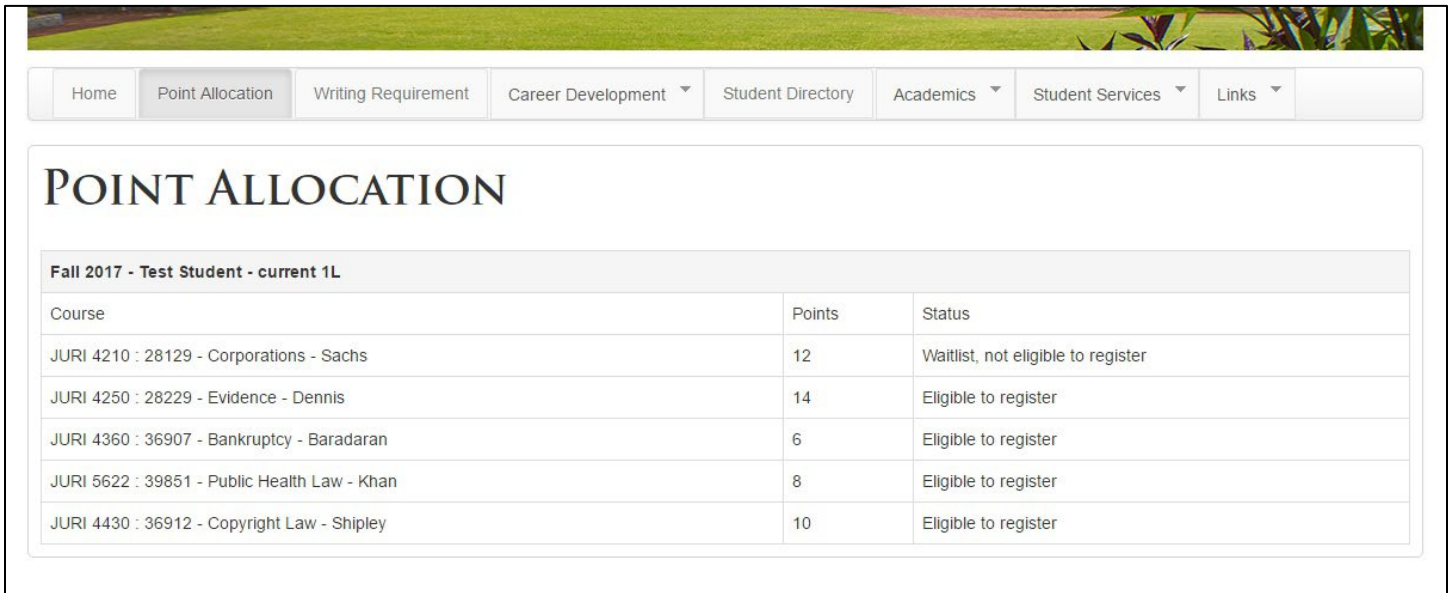
Fall 2017 - Test Student - current 1L

Thank you. Your point allocation has been submitted.

Course	Points
JURI 4210 : 28129 - Corporations - Sachs	12
JURI 4250 : 28229 - Evidence - Dennis	14
JURI 4360 : 36907 - Bankruptcy - Baradaran	6
JURI 5622 : 39851 - Public Health Law - Khan	8
JURI 4430 : 36912 - Copyright Law - Shipley	10

November 14 – November 17: View Point Allocation Results and Open Classes

Please note that the all screenshots shown are only examples. They do not reflect correct information regarding course availability or true point allocation results.



Course	Points	Status
JURI 4210 : 28129 - Corporations - Sachs	12	Waitlist, not eligible to register
JURI 4250 : 28229 - Evidence - Dennis	14	Eligible to register
JURI 4360 : 36907 - Bankruptcy - Baradaran	6	Eligible to register
JURI 5622 : 39851 - Public Health Law - Khan	8	Eligible to register
JURI 4430 : 36912 - Copyright Law - Shipley	10	Eligible to register

1. **Point allocation results will become available in the My Georgia Law Portal on or before November 16. An announcement will be sent via listserv when results are available. Click the “Point Allocation” tab in the top menu.**
 - a. When you view your point allocation results, one of three results will show:
 - i. “Eligible to Register” = you allocated enough points to “win” a spot in that class. You are permitted to enroll in that class during Registration.
 - ii. “Waitlist, not eligible to register” = you did not allocate enough points to “win” a spot in this class. You are not permitted to enroll in that class during Registration. You are on the waitlist.
 - iii. “Not eligible to register” – means you did not allocate enough points to “win” a spot in this class nor did you allocate enough points to be placed on a waitlist.
2. **“OPEN” classes are classes that did not fill during point allocation. YOU MAY ADD ANY “OPEN” CLASS DURING REGISTRATION, REGARDLESS IF YOU ALLOCATED POINTS TO THE “OPEN” CLASS.**
 - a. Look at the Course List for info on which classes are “OPEN”. Course List on [the Class Schedules and Registration page](#). The last column lists:
 - i. “Closed” or “Permission Only” = either filled during point allocation or require special permission to register.
 - ii. “OPEN” = you can add that class during registration without any additional permissions during registration
 1. Most students do not “Win Bid” on every class for which they allocate points. Use “OPEN” classes to replace those courses for which you are not eligible to register for through point allocation.

November 17 – December 8: Register for Spring Courses

Registration begins Friday, November 17 and ends at 4:00 pm Friday, December 8.

The timing of your registration within the designated period is unimportant. No advantage to registering first. However, you must register before the 4:00 pm deadline on Friday, December 8. If you do not register for your classes in Athena prior to the deadline - eligibility based on point allocation expires. No exceptions.

1. **Gather CRN numbers for the courses you plan to register for from the** relevant Course List, listed on the [Class Schedules & Registration page](#).
 - a. CLINICAL COURSES HAVE 2 RELEVANT CRN NUMBERS. One for lecture/seminar portion of the course, and one for the clinical/work placement portion. YOU MUST REGISTER FOR BOTH CRNS. YOU MUST REGISTER EQUALLY FOR BOTH CRNS.
 - i. For example, you cannot register for 2 hours of the lecture/seminar CRN and 3 of the clinical/work placement CRN - you must register for 2.5 and 2.5. Total number of hours will vary, but no matter how many hours, THEY MUST BE SPLIT EQUALLY.
2. **Registration Advice and FYI**
 - a. Register at athena.uga.edu. Click “Login to Athena”. Then select “Student”, then the “Student & Registration” section header, and finally on the “Registration” link.
 - i. This will bring you to the Registration landing page. From here you can plan out different schedule options under “Plan Ahead,” as well as register in the “Register for Classes” section.
 - b. Check for “Flags”. Flags result from failure to fulfill an obligation (e.g., failure to pay a parking ticket or other University-related fine or bill). A flag must be removed by the appropriate University official before you can register. You can check for flags by clicking on the “Student Records” tab in the main Student menu.
 - c. When registering – select the tab labelled “Enter CRNs”. Then enter the CRN numbers of each class you want to add for that term in the boxes at the top of the screen under the “Enter Course Reference Numbers (CRNs) to Register” header, then click “Add to Summary”. **DO NOT SEARCH COURSES BY JURI NUMBER, ENTER CRN NUMBERS.** Searching by JURI number can easily result in an incorrect registration!
 - d. Once you add a course to the summary – you ARE NOT FINISHED. This does not register you in the course. You must “SUBMIT” the summary using the “Submit” button in the bottom right of the registration screen.
 - e. Are you taking a clinic, externship, or project with variable credit hours? In Athena, select the “Schedule and Options” section to make changes to the credit hours. See: https://reg.uga.edu/enrollment-and-registration/registration/Adjusting_Credit_Hours_on_a_Variable_Hour_Course.pdf

- f. You can continue to drop and add courses on the above screen at any time during the Registration, Schedule Adjustment, and Drop/Add periods.
 - i. If you are attempting to add an “OPEN” class and you receive an error message, contact the Law Registrar, Dr. Paula McBride (mcbride1@uga.edu) for assistance.
 - ii. If a course is listed as open but Athena puts you on a WAITLIST, please contact the Law Registrar, Dr. Paula McBride. DO NOT USE WAITLISTS IN ATHENA. (see waitlists)
 - iii. Rely on the information listed in the Course List regarding # spots available in a class, not Athena. Information in Athena regarding spots available in a course is not always up to date.

- g. When you are done adding classes, go back to the Registration menu. Click “View Registration Information” to double check that your schedule is correct. Print your schedule (click on printer icon) or take a screen shot for your records.

Registration

What would you like to do?



Prepare for Registration

View registration status, update student term data, and complete pre-registration requirements.



Register for Classes

Search and register for your classes. You can also view and manage your schedule.



Plan Ahead

Give yourself a head start by building plans. When you're ready to register, you'll be able to load these plans.



Browse Classes

Looking for classes? In this section you can browse classes you find interesting.



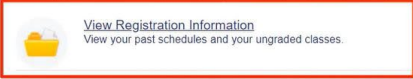
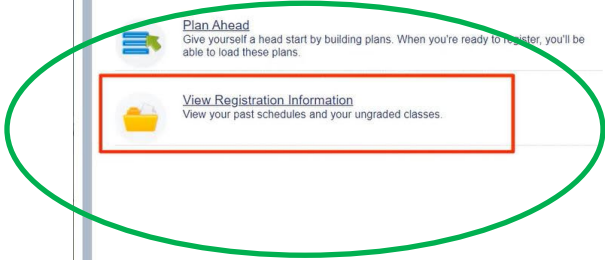
View Registration Information

View your past schedules and your ungraded classes.



Browse Course Catalog

Look up basic course information like subject, course and description.



December 13 – January 8: Schedule Adjustment and Drop/Add

1. Schedule Adjustment: December 13 – January 8

- a. If you failed to register during Registration, or want to make adjustments after Registration, you may make adjustments at this time.
- b. Make sure to check the updated Course List on the [Class Schedules & Registration page](#) before attempting to make any adjustments.
- c. Only those courses listed as “OPEN” on the updated Course List when Schedule Adjustment begins can be added.
 - i. If you attempt to add a course listed as “OPEN” and you receive an error message, contact the Law Registrar, Dr. Paula McBride at mcbride1@uga.edu.
- d. **Please rely on the information listed in the updated Course List regarding spots available in a course rather than the information reflected in Athena.** “Available seats” listed in Athena are not accurate/relevant for law school courses.

2. Drop/Add: January 9 – January 16

- a. You may drop classes and add OPEN classes just as you would during Schedule adjustment.
- b. Your schedule is final after January 16.

November 17– January 16: Waitlists and Lotteries.

1. **Waitlist priority is based upon points bid. You are automatically added to the waitlist for classes for which you bid points but did not “Win Bid” during Point Allocation. Waitlists are maintained for courses which fill during point allocation until the end of Drop/Add. DO NOT USE ATHENA WAITLISTS.**

- a. If a spot becomes available in a closed course, the Law Registrar (Dr. Paula McBride) will contact the next student on the waitlist at their UGA e-mail address, and that student has 24 hours to confirm that they would like to register for the course for which they were previously waitlisted.
- b. If a student fails to respond to that e-mail or the student responds declining a spot in the course, the spot will be offered to the student who is next on the waitlist.
- c. Waitlists are run manually by the Law Registrar, and are not run automatically through Athena.
- d. Do not harass Dr. McBride regarding waitlists – she will contact you.
- e. **Professor permission does not override a waitlist.**
- f. Contact the Law Registrar, Dr. Paula McBride (mcbride1@uga.edu) and request to be added to a waitlist for a closed course that you did not bid points on. You will be added to the bottom of that course’s waitlist.

2. **Lotteries happen when a course that was “OPEN” going into Registration, Schedule Adjustment, or Drop/Add overfills during that period. Lotteries are rare.**

- a. Students who bid points on a course and added that course during Registration are not included in lotteries – they are guaranteed a spot in the course.
- b. If a lottery has to take place, **it will happen within the 2 days after the Registration Period and/or Schedule Adjustment period ends.**
- c. **You are not guaranteed a seat in a class just because Athena let you add the course. Only after a registration block has closed and lotteries are settled is your seat secured.**
- d. If you are required to drop a class you will be contacted by the Law Registrar, Dr. Paula McBride.