






**1. Were you satisfied with the course content, neither satisfied nor dissatisfied with it, or dissatisfied with it?**

		Response Percent	Response Count
Extremely satisfied		25.0%	1
<b>Moderately satisfied</b>		<b>50.0%</b>	<b>2</b>
Slightly satisfied		0.0%	0
Neither satisfied nor dissatisfied		0.0%	0
Slightly dissatisfied		0.0%	0
Moderately dissatisfied		25.0%	1
Extremely dissatisfied		0.0%	0
<b>answered question</b>			<b>4</b>
<b>skipped question</b>			<b>0</b>



**2. Please rate the Professor's success at conveying the material.**

					Rating Average	Response Count
Very Successful	<b>50.0% (1)</b>	<b>50.0% (1)</b>	0.0% (0)	0.0% (0)	1.50	2
Somewhat Successful	<b>50.0% (1)</b>	<b>50.0% (1)</b>	0.0% (0)	0.0% (0)	1.50	2
Neither successful/unsuccessful	0.0% (0)	<b>100.0% (1)</b>	0.0% (0)	0.0% (0)	2.00	1
Somewhat Unsuccessful	0.0% (0)	<b>100.0% (1)</b>	0.0% (0)	0.0% (0)	2.00	1
Very Unsuccessful	<b>50.0% (1)</b>	<b>50.0% (1)</b>	0.0% (0)	0.0% (0)	1.50	2
<b>answered question</b>						<b>4</b>
<b>skipped question</b>						<b>0</b>




### 3. How knowledgeable in the course content was your instructor?

		Response Percent	Response Count
<b>Extremely knowledgeable</b>		75.0%	3
Very knowledgeable		25.0%	1
Moderately knowledgeable		0.0%	0
Slightly knowledgeable		0.0%	0
Not at all knowledgeable		0.0%	0
		<b>answered question</b>	<b>4</b>
		<b>skipped question</b>	<b>0</b>





### 4. How organized was the course content?

		Response Percent	Response Count
Extremely organized		0.0%	0
<b>Very organized</b>		75.0%	3
Moderately organized		0.0%	0
Slightly organized		0.0%	0
Not at all organized		25.0%	1
		<b>answered question</b>	<b>4</b>
		<b>skipped question</b>	<b>0</b>



### 5. How easy was it to meet with your instructor outside of class?

		Response Percent	Response Count
Extremely easy		25.0%	1
<b>Very easy</b>		<b>50.0%</b>	<b>2</b>
Moderately easy		25.0%	1
Slightly easy		0.0%	0
Not at all easy		0.0%	0
		<b>answered question</b>	<b>4</b>
		<b>skipped question</b>	<b>0</b>


### 6. How worthwhile was the course material?

		Response Percent	Response Count
<b>Extremely worthwhile</b>		<b>25.0%</b>	<b>1</b>
<b>Very worthwhile</b>		<b>25.0%</b>	<b>1</b>
<b>Moderately worthwhile</b>		<b>25.0%</b>	<b>1</b>
Slightly worthwhile		0.0%	0
<b>Not at all worthwhile</b>		<b>25.0%</b>	<b>1</b>
		<b>answered question</b>	<b>4</b>
		<b>skipped question</b>	<b>0</b>

## 7. How intense was the Socratic method?

		Response Percent	Response Count
Light (students know when they will be called on; little pressure from teacher)		0.0%	0
<b>Moderate (multiple questions, seeks answer from specific student)</b>		<b>50.0%</b>	<b>2</b>
<b>Heavy (students randomly called on; professor might get adversarial)</b>		<b>50.0%</b>	<b>2</b>
Socratic + (do not go into this class even slightly unprepared.)		0.0%	0
<b>answered question</b>			<b>4</b>
<b>skipped question</b>			<b>0</b>

## 8. Grades in this class were based on:

		Response Percent	Response Count
<b>Essay exam</b>		<b>100.0%</b>	<b>4</b>
Attendance		0.0%	0
Papers		0.0%	0
Projects		0.0%	0
Journals/web postings		0.0%	0
<b>answered question</b>			<b>4</b>
<b>skipped question</b>			<b>0</b>

**9. Please enter specific comments.**

	<b>Response Count</b>
	2
<b>answered question</b>	<b>2</b>
<b>skipped question</b>	<b>2</b>

**Q9. Please enter specific comments.**

- |   |   |                      |
|---|---|----------------------|
| 1 | Didn't have to curve- but did anyway. Worst class I have taken in law school so far.                                    | Feb 12, 2012 7:31 PM |
| 2 | Professor Hellerstein, is, of course, the awesomest. His maps never failed to challenge the current state of geography. | Feb 6, 2012 9:50 AM  |