


1. Were you satisfied with the course content, neither satisfied nor dissatisfied with it, or dissatisfied with it?

		Response Percent	Response Count
Extremely satisfied		0.0%	0
Moderately satisfied		0.0%	0
Slightly satisfied		0.0%	0
Neither satisfied nor dissatisfied		0.0%	0
Slightly dissatisfied		100.0%	1
Moderately dissatisfied		0.0%	0
Extremely dissatisfied		0.0%	0
answered question			1
skipped question			0


2. Please rate the Professor's success at conveying the material.

					Rating Average	Response Count
Very Successful	0.0% (0)	100.0% (1)	0.0% (0)	0.0% (0)	2.00	1
Somewhat Successful	0.0% (0)	100.0% (1)	0.0% (0)	0.0% (0)	2.00	1
Neither successful/unsuccessful	0.0% (0)	100.0% (1)	0.0% (0)	0.0% (0)	2.00	1
Somewhat Unsuccessful	0.0% (0)	100.0% (1)	0.0% (0)	0.0% (0)	2.00	1
Very Unsuccessful	0.0% (0)	100.0% (1)	0.0% (0)	0.0% (0)	2.00	1
answered question						1
skipped question						0






3. How knowledgeable in the course content was your instructor?

		Response Percent	Response Count
Extremely knowledgeable		0.0%	0
Very knowledgeable		100.0%	1
Moderately knowledgeable		0.0%	0
Slightly knowledgeable		0.0%	0
Not at all knowledgeable		0.0%	0
		answered question	1
		skipped question	0






4. How organized was the course content?

		Response Percent	Response Count
Extremely organized		0.0%	0
Very organized		100.0%	1
Moderately organized		0.0%	0
Slightly organized		0.0%	0
Not at all organized		0.0%	0
		answered question	1
		skipped question	0


5. How easy was it to meet with your instructor outside of class?

		Response Percent	Response Count
Extremely easy		0.0%	0
Very easy		0.0%	0
Moderately easy		0.0%	0
Slightly easy		0.0%	0
Not at all easy		100.0%	1
		answered question	1
		skipped question	0



6. How worthwhile was the course material?

		Response Percent	Response Count
Extremely worthwhile		0.0%	0
Very worthwhile		0.0%	0
Moderately worthwhile		0.0%	0
Slightly worthwhile		100.0%	1
Not at all worthwhile		0.0%	0
		answered question	1
		skipped question	0

7. How intense was the Socratic method?

		Response Percent	Response Count
Light (students know when they will be called on; little pressure from teacher)		100.0%	1
Moderate (multiple questions, seeks answer from specific student)		0.0%	0
Heavy (students randomly called on; professor might get adversarial)		0.0%	0
Socratic + (do not go into this class even slightly unprepared.)		0.0%	0
		answered question	1
		skipped question	0

8. Grades in this class were based on:

		Response Percent	Response Count
Essay exam		100.0%	1
Attendance		0.0%	0
Papers		0.0%	0
Projects		100.0%	1
Journals/web postings		0.0%	0
		answered question	1
		skipped question	0

9. Please enter specific comments.

	Response Count
	0
answered question	0
skipped question	1