






1. Were you satisfied with the course content, neither satisfied nor dissatisfied with it, or dissatisfied with it?

		Response Percent	Response Count
Extremely satisfied		42.9%	3
Moderately satisfied		42.9%	3
Slightly satisfied		0.0%	0
Neither satisfied nor dissatisfied		14.3%	1
Slightly dissatisfied		0.0%	0
Moderately dissatisfied		0.0%	0
Extremely dissatisfied		0.0%	0
answered question			7
skipped question			0



2. Please rate the Professor's success at conveying the material.

					Rating Average	Response Count
Very Successful	100.0% (6)	0.0% (0)	0.0% (0)	0.0% (0)	1.00	6
Somewhat Successful	0.0% (0)	0.0% (0)	0.0% (0)	0.0% (0)	0.00	0
Neither successful/unsuccessful	100.0% (1)	0.0% (0)	0.0% (0)	0.0% (0)	1.00	1
Somewhat Unsuccessful	0.0% (0)	0.0% (0)	0.0% (0)	0.0% (0)	0.00	0
Very Unsuccessful	0.0% (0)	0.0% (0)	0.0% (0)	0.0% (0)	0.00	0
answered question						7
skipped question						0




3. How knowledgeable in the course content was your instructor?

		Response Percent	Response Count
Extremely knowledgeable		85.7%	6
Very knowledgeable		14.3%	1
Moderately knowledgeable		0.0%	0
Slightly knowledgeable		0.0%	0
Not at all knowledgeable		0.0%	0
		answered question	7
		skipped question	0





4. How organized was the course content?

		Response Percent	Response Count
Extremely organized		66.7%	4
Very organized		33.3%	2
Moderately organized		0.0%	0
Slightly organized		0.0%	0
Not at all organized		0.0%	0
		answered question	6
		skipped question	1


5. How easy was it to meet with your instructor outside of class?

		Response Percent	Response Count
Extremely easy		42.9%	3
Very easy		42.9%	3
Moderately easy		14.3%	1
Slightly easy		0.0%	0
Not at all easy		0.0%	0
		answered question	7
		skipped question	0





6. How worthwhile was the course material?

		Response Percent	Response Count
Extremely worthwhile		42.9%	3
Very worthwhile		14.3%	1
Moderately worthwhile		28.6%	2
Slightly worthwhile		14.3%	1
Not at all worthwhile		0.0%	0
		answered question	7
		skipped question	0

7. How intense was the Socratic method?

		Response Percent	Response Count
Light (students know when they will be called on; little pressure from teacher)		100.0%	6
Moderate (multiple questions, seeks answer from specific student)		0.0%	0
Heavy (students randomly called on; professor might get adversarial)		0.0%	0
Socratic + (do not go into this class even slightly unprepared.)		0.0%	0
		answered question	6
		skipped question	1

8. Grades in this class were based on:

		Response Percent	Response Count
Essay exam		14.3%	1
Attendance		0.0%	0
Papers		14.3%	1
Projects		42.9%	3
Journals/web postings		28.6%	2
		answered question	7
		skipped question	0

9. Please enter specific comments.

	Response Count
	2
answered question	2
skipped question	5

Q9. Please enter specific comments.

1	Grades are based on 2 homework assignments and a final exam. No essays.	Feb 20, 2012 12:55 PM
2	Grades based on "exercises" which were internet scavenger hunts for information to be found using the sources taught in class. Need to know how to bluebook. Easy class. Great 1 hour course.	Feb 6, 2012 7:20 PM