



**1. Were you satisfied with the course content, neither satisfied nor dissatisfied with it, or dissatisfied with it?**

		Response Percent	Response Count
Extremely satisfied		0.0%	0
Moderately satisfied		0.0%	0
Slightly satisfied		0.0%	0
Neither satisfied nor dissatisfied		0.0%	0
<b>Slightly dissatisfied</b>		<b>100.0%</b>	<b>1</b>
Moderately dissatisfied		0.0%	0
Extremely dissatisfied		0.0%	0
<b>answered question</b>			<b>1</b>
<b>skipped question</b>			<b>0</b>


**2. Please rate the Professor's success at conveying the material.**

					Rating Average	Response Count
Very Successful	0.0% (0)	0.0% (0)	0.0% (0)	0.0% (0)	0.00	0
Somewhat Successful	0.0% (0)	0.0% (0)	0.0% (0)	0.0% (0)	0.00	0
Neither successful/unsuccessful	0.0% (0)	0.0% (0)	0.0% (0)	0.0% (0)	0.00	0
Somewhat Unsuccessful	<b>100.0% (1)</b>	0.0% (0)	0.0% (0)	0.0% (0)	1.00	1
Very Unsuccessful	0.0% (0)	0.0% (0)	0.0% (0)	0.0% (0)	0.00	0
<b>answered question</b>						<b>1</b>
<b>skipped question</b>						<b>0</b>

### 3. How knowledgeable in the course content was your instructor?

		Response Percent	Response Count
<b>Extremely knowledgeable</b>		100.0%	1
Very knowledgeable		0.0%	0
Moderately knowledgeable		0.0%	0
Slightly knowledgeable		0.0%	0
Not at all knowledgeable		0.0%	0
		<b>answered question</b>	<b>1</b>
		<b>skipped question</b>	<b>0</b>

### 4. How organized was the course content?

		Response Percent	Response Count
Extremely organized		0.0%	0
Very organized		0.0%	0
Moderately organized		0.0%	0
<b>Slightly organized</b>		100.0%	1
Not at all organized		0.0%	0
		<b>answered question</b>	<b>1</b>
		<b>skipped question</b>	<b>0</b>


### 5. How easy was it to meet with your instructor outside of class?

	Response Percent	Response Count
Extremely easy	0.0%	0
Very easy	0.0%	0
Moderately easy	0.0%	0
Slightly easy	0.0%	0
Not at all easy	0.0%	0
<b>answered question</b>		<b>0</b>
<b>skipped question</b>		<b>1</b>


### 6. How worthwhile was the course material?

	Response Percent	Response Count
Extremely worthwhile	0.0%	0
Very worthwhile	0.0%	0
Moderately worthwhile	0.0%	0
<b>Slightly worthwhile</b>	<b>100.0%</b>	<b>1</b>
Not at all worthwhile	0.0%	0
<b>answered question</b>		<b>1</b>
<b>skipped question</b>		<b>0</b>

## 7. How intense was the Socratic method?

		Response Percent	Response Count
Light (students know when they will be called on; little pressure from teacher)		100.0%	1
Moderate (multiple questions, seeks answer from specific student)		0.0%	0
Heavy (students randomly called on; professor might get adversarial)		0.0%	0
Socratic + (do not go into this class even slightly unprepared.)		0.0%	0
		<b>answered question</b>	<b>1</b>
		<b>skipped question</b>	<b>0</b>

## 8. Grades in this class were based on:

		Response Percent	Response Count
Essay exam		100.0%	1
Attendance		0.0%	0
Papers		0.0%	0
Projects		0.0%	0
Journals/web postings		0.0%	0
		<b>answered question</b>	<b>1</b>
		<b>skipped question</b>	<b>0</b>

**9. Please enter specific comments.**

	<b>Response Count</b>
	0
<b>answered question</b>	<b>0</b>
<b>skipped question</b>	<b>1</b>