

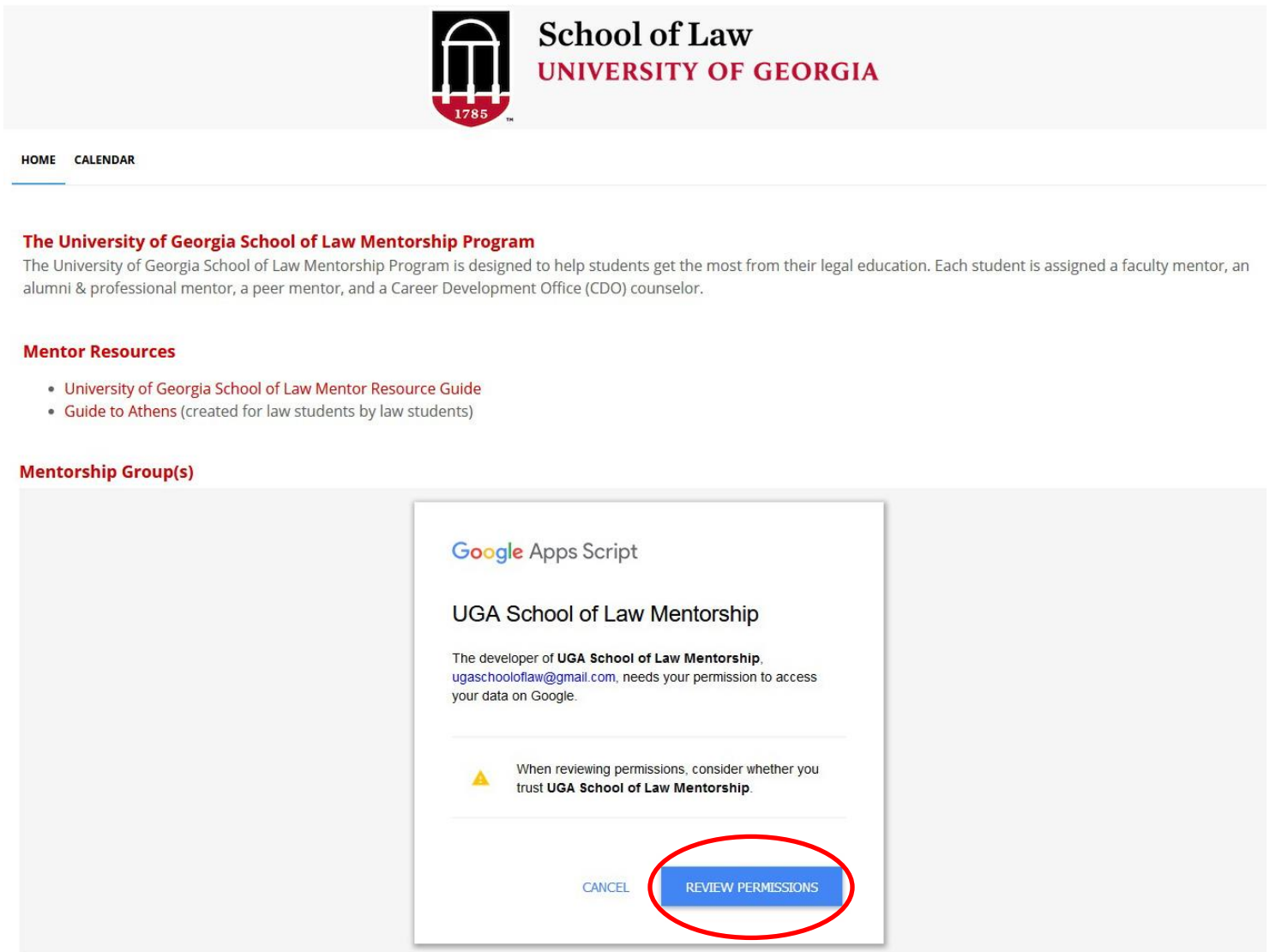
# Using the University of Georgia School of Law Mentorship website – a Guide for Peer Mentors

1. Visit <https://sites.google.com/site/ugalawmentorship/>

Here you'll find links to mentor resources and a link to your mentorship group(s).

(You should have received an email from Alex Sklut regarding the mentorship site. Please make sure you are logged in to the google account associated with the email address that received it. If you need to create a new google account, follow this documentation:

<http://www.law.uga.edu/sites/default/files/create-google-account.pdf> )


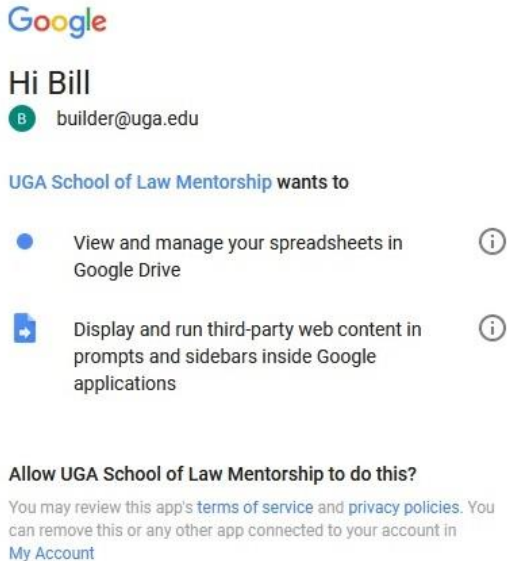


The screenshot shows the top of the website with the School of Law logo and navigation links. Below the header, there is a section titled "The University of Georgia School of Law Mentorship Program" followed by a description. Under "Mentor Resources", there are two links. Under "Mentorship Group(s)", there is a large dialog box from Google Apps Script asking for permission to access data on Google. The dialog box includes the text "UGA School of Law Mentorship" and "The developer of UGA School of Law Mentorship, ugaschooloflaw@gmail.com, needs your permission to access your data on Google." A warning icon and text advise: "When reviewing permissions, consider whether you trust UGA School of Law Mentorship." At the bottom of the dialog, there are two buttons: "CANCEL" and "REVIEW PERMISSIONS", with the latter circled in red.

2. The first time you visit the mentorship site, you'll be presented with a box asking for permission to access your data. Click the Review Permissions link.

# Using the University of Georgia School of Law Mentorship website – a Guide for Peer Mentors

3. Click Allow to give the site access. (Note that “View and manage your spreadsheets” permission is necessary only for a behind-the-scenes shared spreadsheet. The site will not access your personal spreadsheets or other documents on your google drive unless you share them.)



4. Your mentorship groups will be listed. You may see your own name, and that of one or more mentees. Click on the appropriate link for your mentee...

## Mentorship Group(s)

- [Mentorship Group for Bill Builderson](#)
- [Mentorship Group for Thomas Thompson](#)

# Using the University of Georgia School of Law Mentorship website – a Guide for Peer Mentors

5. Here is your mentee and his/her mentorship group. You may email your mentee individually or email the whole group.

## Mentorship Group

Mentee	Alumni & Professional Mentor	Peer Mentor	Faculty Mentor	Career Services Mentor
 <p><b>Bill Builderson</b> builder@uga.edu (706)555-5555</p>	<p>Ms. Leslie Grove lgrove@gmail.com</p>	 <p><b>Jenny Peer</b> jpeer@example.com</p>	 <p><b>Carol Watson</b> cwatson@uga.edu</p>	 <p><b>Kenny Tatum</b> krtatum@uga.edu</p>

- Email this group using Outlook
- Email this group using another email client
- Shared Documents

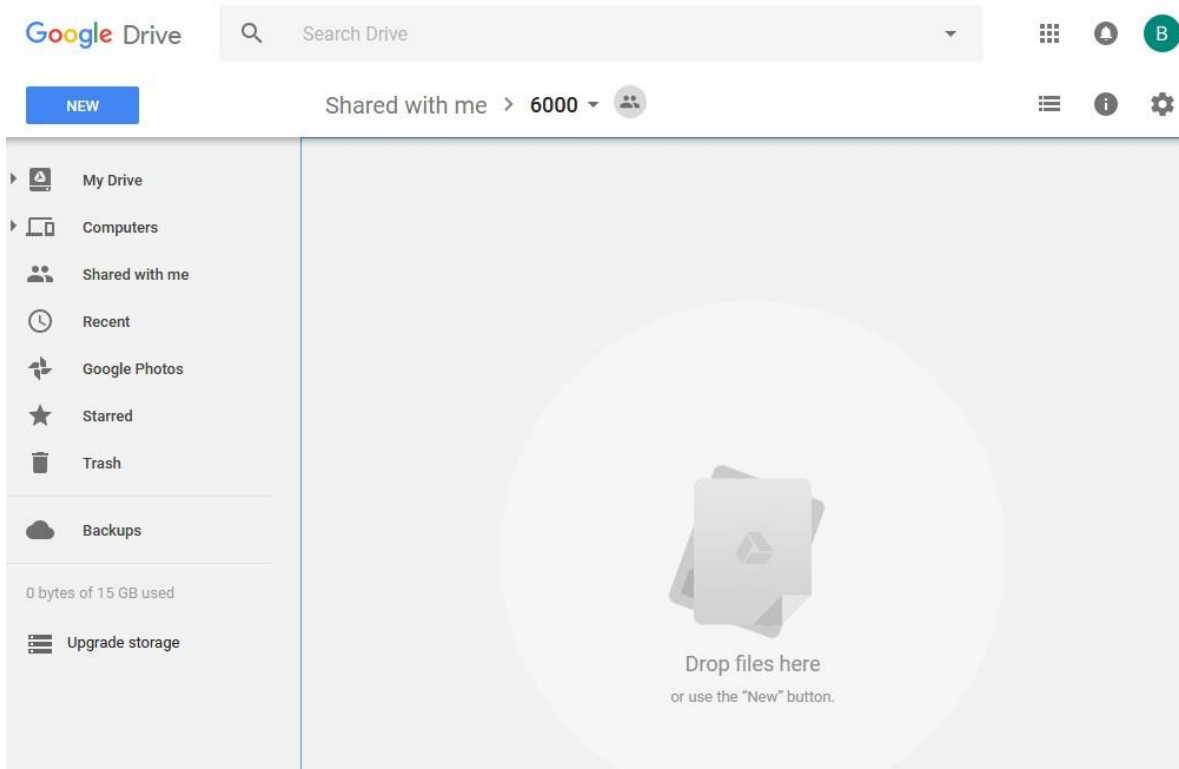
(Your own mentorship group will look very similar, except you will be listed as the mentee rather than the peer mentor, and your phone number will be shown.)

6. You may also share documents...

- Email this group using Outlook
- Email this group using another email
- Upload your picture
- Shared Documents

# Using the University of Georgia School of Law Mentorship website – a Guide for Peer Mentors

7. Clicking on the Shared Documents link takes you to a shared Google Drive. You may use this drive space to share with this mentee and mentorship group whatever you wish.



8. Please contact Alex Sklut: (706) 542-5167, [asklut@uga.edu](mailto:asklut@uga.edu) if you have any questions. If you have any technical difficulties, please contact the Law School's IT Department: (706) 542-0895, [lawit@listserv.uga.edu](mailto:lawit@listserv.uga.edu)